

✉ navimow@rlm.segway.com

📞 support-navimow@rlm.segway.com

📱 @Segway Navimow

NAVIMOW

i Series

Wire free, worry free.

navimow.segway.com →



The manufacturer reserves the right to make changes to the product, and update the prices and specifications at any time. Please visit navimow.segway.com for more information.





NAVIMOW

A new era of smart lawn maintenance.

Navimow was first introduced by Segway in 2021. Freeing customers from the hassle of perimeter wires, it revolutionised the robotic lawnmower industry and was later applauded by the market following the sales launch in 2022. Now, it serves households in over 30 countries, including Germany, France, Denmark, the US, the UK, Australia, and more.

Powered by Segway's spirit of innovation and over 20 years of experience in the robotic sector, Navimow developed the Exact Fusion Locating System (EFLS) that could achieve centimetre-level precise positioning and keeps enhancing the product with groundbreaking features. Now with the brand new Navimow i Series, lawn care is easier than ever. Just sit back, sip your coffee and enjoy the perfectly manicured lawn in a breeze.

Choose Navimow, choose life without boundaries!


No Perimeter Wires

Simply use your smartphone to guide Navimow and map out virtual boundaries around your lawn.




Identifies 20+ Types Of Obstacles

140° field-of-view camera with built-in AI algorithms detects 20+ types of common objects in the garden. Guide Navimow safely and efficiently through every mow.



AI-assisted Mapping

Revolutionary Assist Mapping simplifies the setup to just a few taps on the Navimow app, making setup easier than ever.



RTK + Vision, Handle Gardens With Tall Trees

EFLS 2.0, the vision-enhanced localisation system provides stable centimetre-level positioning in diverse garden layouts.

Lithium-ion battery

With self-developed smart battery management system, rechargeable, safe, and reliable

Full connection

4G*, Wi-Fi, and Bluetooth connectivity

*Accessory (Navimow Access+) required, sold separately

EFLS 2.0

Enhanced with visual recognition, stable centimetre-level positioning for diverse lawn layouts

Large wheel

Large front wheel with diameter of 24.5 cm, powerful traversing performance ensures smooth and stable movement

Easy to wash and clean

IP66 protection level ensures easy cleaning with a garden hose

Adjustable cutting height

Cutting height adjustable from 20-60 mm

Simple control

Intuitive and easy-to-use control panel

Clear indication

Easy-to-read status updates on a digital display screen, along with LED lights and sound cues

Obstacle avoidance with camera


VisionFence enables Navimow to proactively and smoothly avoid objects

Easy lift

Hidden handle for easy lift

Ultra-low noise

Operates at just 58 dB (A)




| Quick, wire-free setup

With Navimow, you don't need physical perimeter wiring. Connect and control your robotic mower using the Navimow app. With just a few taps, you can set boundaries for multiple lawns, mark off-limit areas, and even create channels to connect multiple areas.



| Effortless mapping with AI

With the all-new AI-powered Assist Mapping feature*, Navimow identifies the clear edges of your lawn during mapping and automatically navigates and maps the entire working area. It's that simple.



* This feature is unavailable while adding off-limit islands and channels. Use with caution in areas with low light, unclear lawn boundaries, and height differences at the boundaries that may cause the mower to tilt or fall over.

I Efficient, flawless lawn maintenance

Mows your lawn the way you would, intelligently recharges, and keeps mowing until the job is done. Changes mowing direction after 100% coverage, so your lawn always looks fresh.




I Fits into every garden

Lawn covered by trees? Narrow corridor? However complicated your garden layout is, enhanced EFLS 2.0 got you covered: customised RTK technology with Visual Simultaneous Localisation And Mapping (VSLAM) enhancement provides stable centimetre-level positioning to handle an incredibly diverse range of lawn layouts.



VSLAM provides enhanced location data and secures Navimow's accurate position even when it is under the trees or in a narrow corridor.




| Anytime, anywhere, mow it your way

Create a schedule for each area and let Navimow do the job even when you're not around.



| Weather-ready

Navimow can automatically suspend mowing in adverse weather conditions such as heavy rain, frost, or extreme heat or cold based on local weather forecasts.



| Customise the edge with vision precision

Now you have two boundary options to fit each part of your garden and cut with machine vision precision.

Standard Boundary

The Standard Boundary is the default setting with vision edge detection integrated, ensuring the mower stays within the virtual boundary.



Ride-on Boundary

The Ride-on Boundary enables the mower to straddle the physical boundary between grass and non-grass areas during mowing to cut even closer to the edge. Just make sure that the pathway is level with the lawn, and there are no steps or gaps nearby.

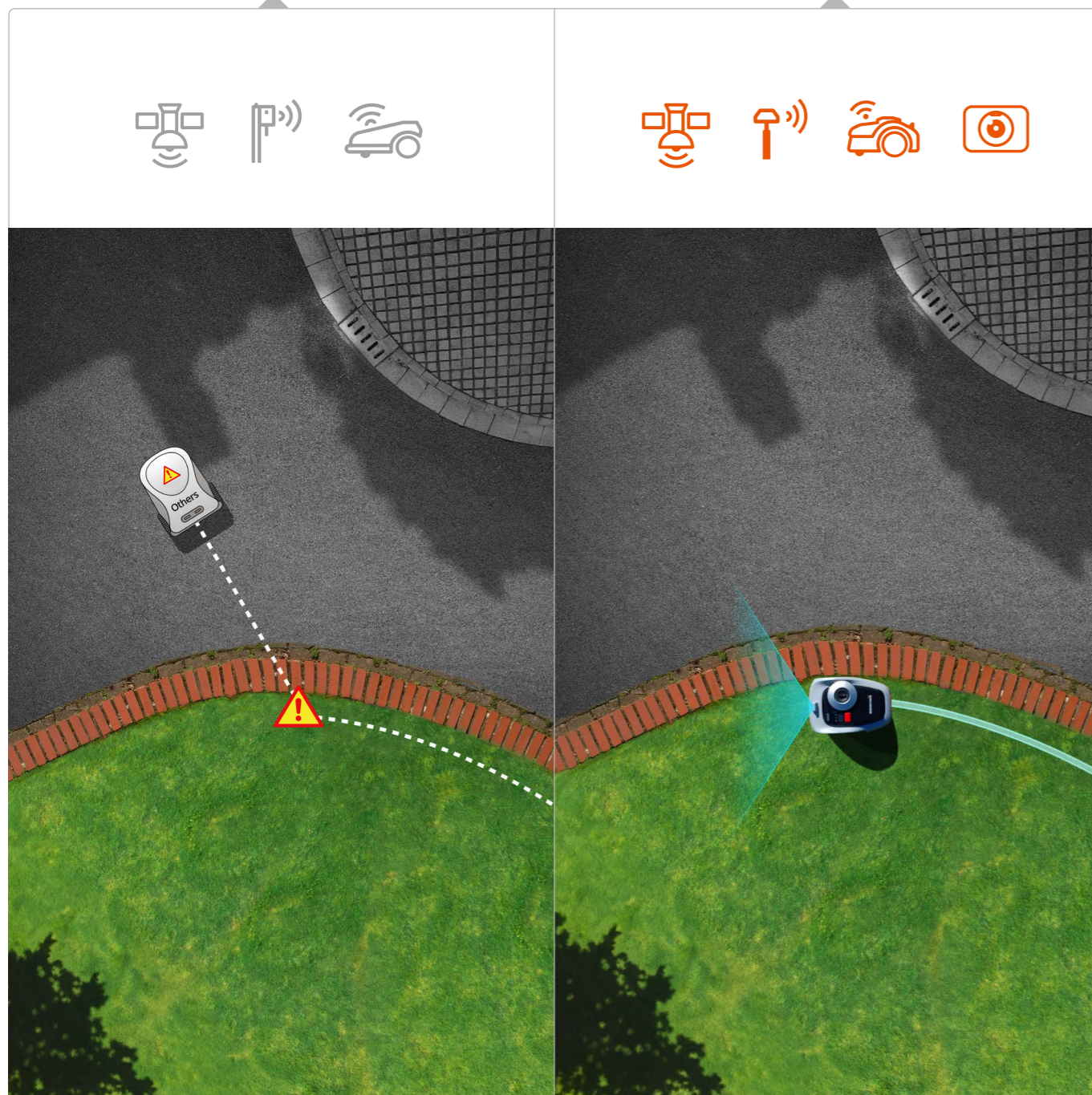


| Other Mowers VS. Navimow

RTK only

VS.

EFLS



When the satellite signal is weak, the robotic mower might stop working or navigate outside the boundary.

With EFLS 2.0, the vision-enhanced localisation system, when the satellite signal is weak, Navimow is secured within the boundary and navigates with vision, providing extra safety and covering more corner cases.

| Other Mowers VS. Navimow

Ultrasonic

VS.

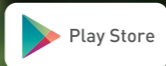
VisionFence




For the objects in grey, ultrasonic sensors may have trouble detecting them. This depends on the sizes of those objects, and the angle or direction when they are detected.

Compared to ultrasonic sensors or a bumper, VisionFence actively detects 20+ types of obstacles and improves over time.

Navimow App



Stay connected to 4G network with Navimow Access+*



* Sold separately

Smart App Control

In the Navimow app, you can find everything you need, from interactive guidance and personalised settings to status updates and service extension.

Customise Mowing Area	AI-assisted Mapping	Real-time Status Monitoring	OTA Updates	In-app Live Chat Support



Anti-theft

Keep your Navimow on your radar with Navimow app and get alerted, only with Navimow Access+.

Track daily activity

24/7 connectivity with the Navimow Access+, 1 year free data included.



Accessories

Navimow Access+

For 4G connectivity and Anti-theft



84 × 66 × 21 mm

i1A10E

Navimow Garage S

Protects your Navimow from sun and rain



820 × 606 × 420 mm

i1A02E

Antenna Extension Pole

Lifts your antenna up to 2 meters to avoid signal blockage



550 mm × 2

H1A01E

Antenna Extension Kit

Improves GPS signal for antenna installation on the wall or roof




165 × 82 × 255 mm

HA001

Antenna Extension Cable

Extra antenna extension cable for antenna installation on the wall or roof



10 m × 1

HA103

Temporary Garden Fence

Protects areas where you don't want the mower to go



345 × 345 × 50 mm

HA003

Blade Assembly

Easy blade replacement



144 × 90 mm

HA002E

Specifications

Features
i105E

Dimensions

545 × 385 × 285 mm

Net Weight

10.9 kg

Recommended Mowing Area

500 m²

Cutting Height

20 - 60 mm

Cutting Width

18 cm

Battery

2.55 Ah

Mowing Time per Charge*

60 min

Charging Time

90 min

Max. Slope

30%

Noise

58 dB (A)

Protection Level

IP66

Cutting Height Adjustment

Manual

IOT Connectivity

Wi-Fi, Bluetooth, 4G (optional)

Automatic Charging



Assist Mapping



Obstacle Avoidance with the VisionFence



Systematic Mowing Pattern



App Control



Virtual Boundary



Weather Adaptive



EFLS 2.0



OTA Updates



Multi-zone Management



In-app Live Chat Support



*Tested with 100% battery and used until the battery level reaches 0% at an ambient temperature of 25°C (77°F) on a flat lawn surface with 5 mm of grass being cut.