

Instruktionsmanual

Manual LEA Smart LED Strip förlängning
RGB & CCT



Luminans



FUNKTIONER



Specifikationer

Spänning DC 12V	Material FPC
Lumen 220lm	Net Vikt 14.9g
Watt 5W MAX	-25C - 60C
Färg RGB+CCT	
Längd 2m förlängning	

Dimbar, 16 miljoner färger, fjärrkontroll, lokal kontroll och appkontroll.

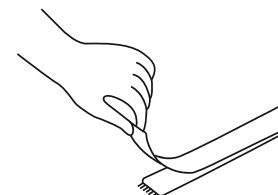
ÖVERBLICK



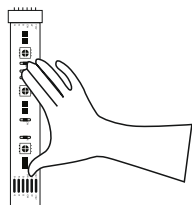
INSTALLATION



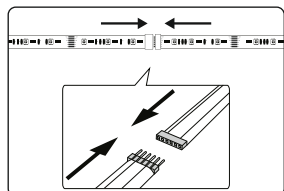
1 Rengör ytan med spritservett



2 Dra bort skydds pappret



3 Klistra på slingan och håll fast den i 30 sekunder



4 Anslut förlängningen till slingan

⚠ Dra ur kontakten från väggen innan slingan ansluts

5 Anslut ström



NOTE



Använd inte Lea tillsammans med extern dimmer, Lea kan endast dimmas via App med en mobil eller en surfplatta.



Använd endast i torra miljöer.

Warranty description

This product has one-year warranty from the day after signing. Please contact us if you have any questions or issues.

FCC Statement

This device complies with part 15 of the FCC Rules. Operation is subject to the following two conditions:
[1] This device may not cause harmful interference, and
[2] this device must accept any interference received, including interference that may cause undesired operation.

RF Exposure Information

The device has been evaluated to meet general RF exposure requirement. The device can be used in portable exposure condition without restriction.

Warning

1. Please pay attention to anti-static during the installation and use of the product. Do not use sharp objects to touch the product, and avoid contact with the strong chemicals such as strong acid and alkali.

2. During installation, the bend part should be avoided just in the position of the LED components, so as not to damage the product and affect its service life.

