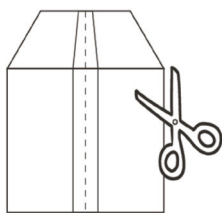


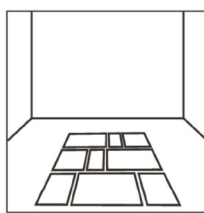
VARIABLE MOUNTING (HOOP AND LOOP) – TAPE IN ROLL



Make tools ready



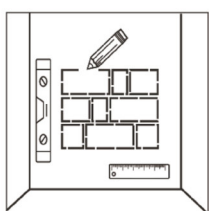
Unpack the panels



Arrange the proposals on the floor



Keep the same hair direction in all panels



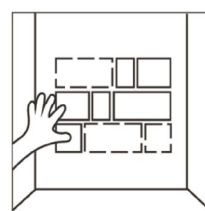
Draw the layout on the wall



Stick the pentel tape vertically on the panel



Stick the hook tape vertically on the panel

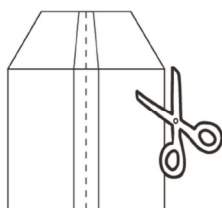


Press the panel into the drawn place and hold

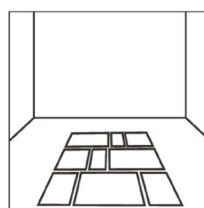
FIXED INSTALLATION (WITH CONTACT ADHESIVE)




Make tools ready



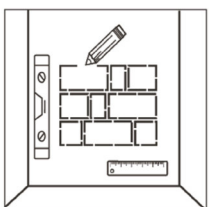
Unpack the panels



Arrange the proposals on the floor



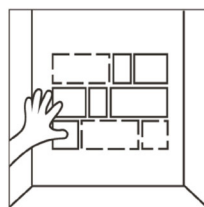
Keep the same hair direction in all panels



Draw the layout on the wall



Apply glue



Press the panel into the drawn place and hold