

AIRLESS PAINT SPRAY SYSTEM

- Powerful 750 W electric motor
- Max. flow rate 1.1 L/min depending on the paint or liquid
- Variable pressure regulation up to 207 bar for optimal paint distribution
- Extra-long 7.6 m spray hose for extensive coverage
- Quick progress possible - up to 350 m²/h
- Greater efficiency, thanks to direct suction
- Non-tiring working, thanks to lightweight spray attachment with 4-finger trigger
- Paint spray system that is compact and easy to transport
- Suitable for water and synthetic-based liquids

360°






Continuously variable pressure regulation



EXAMPLES OF USE

Wood 	Metal 	Interior construction 	External restoration
----------	-----------	---------------------------	--------------------------



LOGISTICAL DATA	
Weight net / gross	8.3 / 9.5 kg
Packaging dimensions	295 x 285 x 420 mm
Article number	5906002901
Barcode	4046664073673
20 container	760 pcs
40 container	1480 pcs
40 HQ container	1750 pcs

SPECIFICATIONS	
Dimensions L x B x H	245 x 195 x 255 mm
Maximum pressure	207 bar
Max. ground coverage	350 m ² /h
Max. flow rate	1.1 L/min
Motor	220 – 240 V~ / 50 Hz
Motor output	650 – 750 W