

**12" SLIDING CROSS-CUT MITRE SAW
INCLUDING 2ND SAWBLADE**

- Saw head can be angled to either side for professional results
- Work table can be adjusted from -45° to +45°
- Parallel guides with robust linear ball bearings for consistently precise cutting results
- High stop rail on the base frame
- Sturdy yet lightweight aluminium pressure die-cast construction
- Easy transport, thanks to low weight (20.5 kg)
- Built-in laser for precise cutting along the indicated cutting edge
- 305 mm carbide saw blade for consistent and precise cutting results
- High cutting capacity of 330 mm width and 105 mm height
- Saw blade fully enclosed by guard for maximum work safety
- Includes carbide saw blade with 24 teeth and 48 teeth



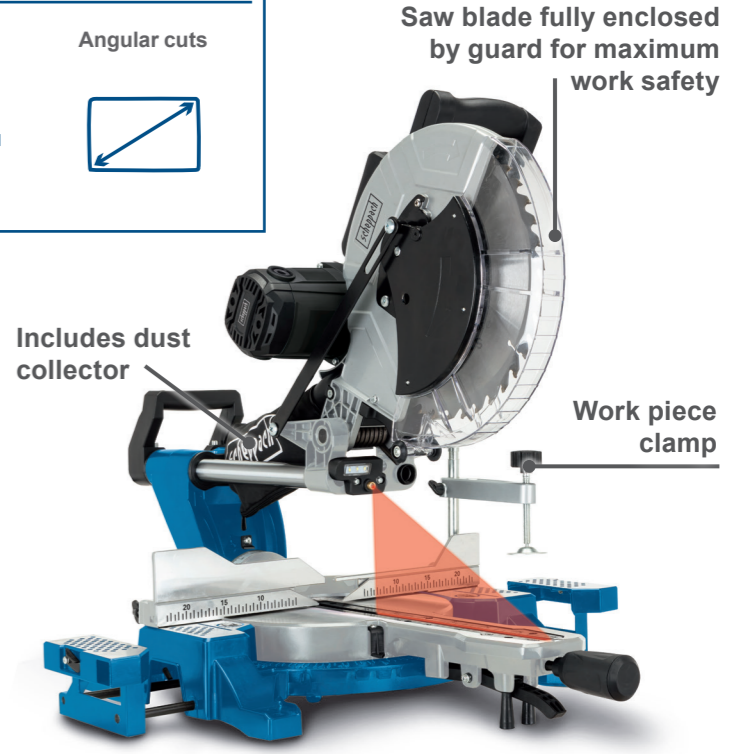
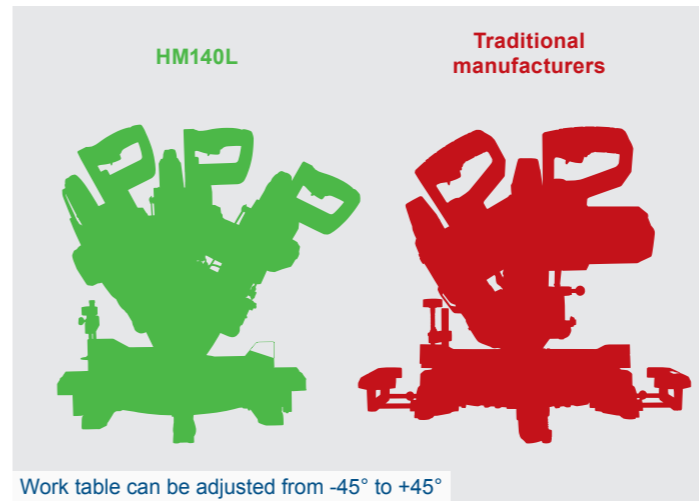
INCLUDED

SPECIFICATIONS	
Dimensions L x W x H	865 x 535 x 520 mm
Blade Ø	305 mm
Motor speed	3800 rpm
Bevel type	2 x 45°
Mitre capacity	45° left / -45° right
Cross cut at 90° / 90°	330 x 105 mm
Mitre cut at 90° / 45°	330 x 35 mm (right) 330 x 60 mm (left)
Bevel cut at 45° / 90°	330 x 60 mm
Compound cut at 45° / 45°	230 x 35 mm (right) 230 x 60 mm (left)
Mitre slots	45-31,6-22,5-0-22,5-31,6-45°
Motor	220 – 240 V~ / 50 Hz
Input	2000 W

LOGISTICAL DATA	
Weight net / gross	20.5 / 25.3 kg
Packaging dimensions	925 x 550 x 525 mm
Article number	5901218901
Barcode	4046664072843
20 Container	95 pcs
40 Container	200 pcs
40 HQ Container	249 pcs




**EXAMPLES OF USE
SUITABLE FOR**



PRODUCT DETAILS

<p>Cutting width</p> <p>max. 330 mm</p>	<p>Cutting height</p> <p>max. 105 mm</p>	<p>Blade Ø 305 x 30 mm 24 teeth / 48 teeth</p>	<p>Robust</p>
<p>2000 W</p>	<p>220 – 240 V~ / 50 Hz</p>	<p>Laser and LED</p>	<p>Kompact design</p>

Mitre angles can be set left and right via freely selectable angles and locking points from -45° to +45°



Particularly high cutting to 105 mm

