



# DESIGNLIGHT

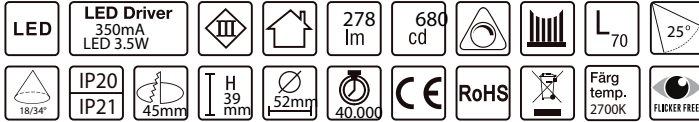
SCANDINAVIAN AB

Art nr: **Q-15MWD**

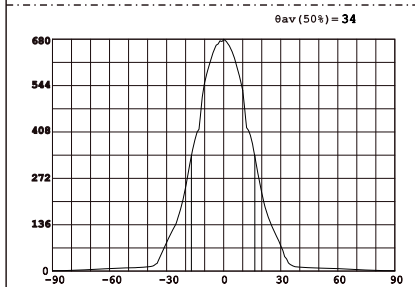
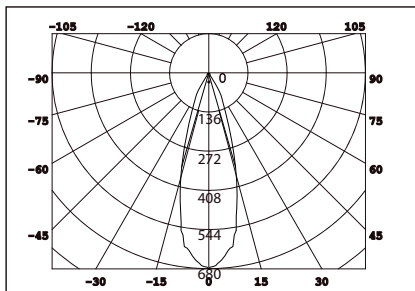
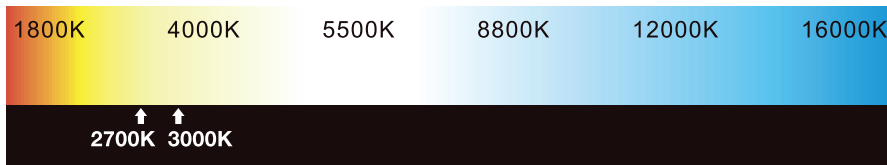
E-nr: **74 747 07**

Effekt Power	Material Material	Färgtemperatur Color temperature	Armaturfärg Fixture color	Anslutning Connection	Ljusflöde Luminous flux
4.2W	Aluminium	2700K	White	230V	278lm

CE, ROHS, IP CERTIFIED BY SGS

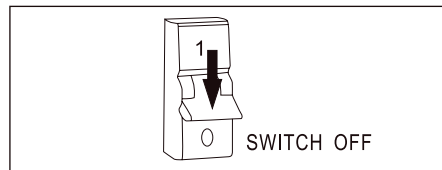


- Dimbar med 350 mA driver
- 66 lm/w med lens, driver
- 78 lm/w utan lens, driver
- CRI Värde > 85
- Dimmable with 350 mA driver
- 66 lm/W with lens, driver
- 78 lm/W without lens, driver
- CRI value > 85

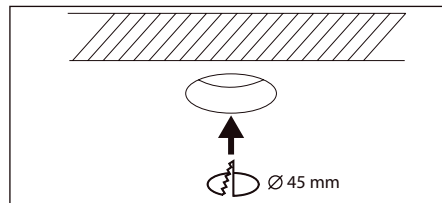


Avstånd	Belysningsstyrka	Spridnings vinkel 34°	Diam.
0.50m	1078.02lx 2721.90lx		28.97cm
1.00m	469.50lx 680.48lx		57.74cm
1.50m	208.67lx 302.43lx		86.61cm
2.00m	117.38lx 170.12lx		115.47cm
3.00m	52.17lx 78.61lx		173.21cm

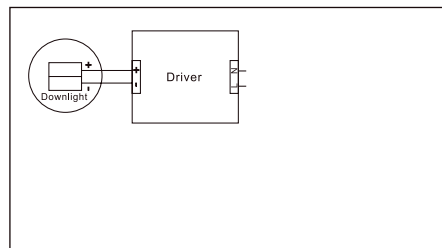
### 1. Stäng av strömmen/Turn off the power



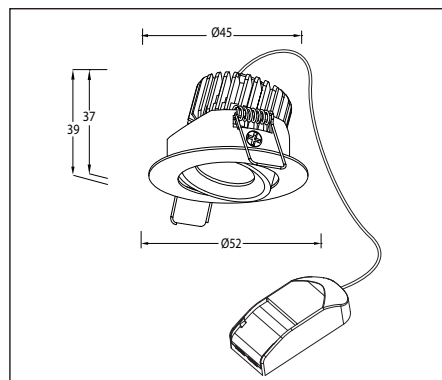
### 2. Borra hål i taket/Drill hole in ceiling



### 3. Anslut till LED-drivern/Connect to LED driver



### Mått/Dimension



This luminaire contains built-in LED lamps.

**A++**  
**A+**  
**A**  
**B**  
**C**  
**D**  
**E**

**LED**

The lamps cannot be changed in the luminaire.

874/2012

### Komihåg vid montering av downlight LED

Kontrollmät **ALLTID** diametern före håltagning i tak. Antal watt per lampa x antalet lampor ger storleken på transformator. Vid installation av LED följ **ALLTID** kopplingschema.

- OBS!** Det är olika transformatorer på LED och halogen.
- 1-2W/kvm vid mjukare belysning normal takhöjd.
  - 3-4W/kvm vid allmän belysning normal takhöjd.

#### LED är:

- Miljövänlig och energisnål.
- Lång livslängd, 20.000-50.000 timmar.
- Låg värmeutveckling, stötsäker.

Trivs bäst i kyla, ju lägre temperatur och god luftarea desto bättre ljuseffekt. För ökad livslängd på LED-lampor bör armaturer med kylfläns användas.

Tänk på att **ALDRIG** montera downlight direkt mot lättantändligt material. Desto mer luftarea runt den monterade downlighten, desto säkrare blir installationen. Ökad luftarea ger längre livslängd på ljuskälla och armatur.

### Things to remember when installing LED downlights

**ALWAYS** measure the diameter prior to perforation in ceiling. The amount of Watt per light times the number of lights equal the size of transformer. During installation of LED, **ALWAYS** adhere to the circuit diagram.

#### N.B. Transformers differ for LED and halogen.

- 1-2W/square meter for softer lighting and standard ceiling height.
- 3-4W/square meter for ambient lighting and standard ceiling height.

#### LED is:

- Environmentally friendly and energy efficient.
- Long life expectancy, 20 000-50 000 hours.
- Low heat generation, shock resistant.

LED lights perform at best in cold, the lower the temperature and the more air volume, the better the light output. For increased longevity on LED lights, fixtures with heat sinks should be used.

Remember to **NEVER** install a downlight directly adjacent flammable materials. Sufficient air volume surrounding the installed fixture provides a safer installation. Increased air volume increases life expectancy for both light source and fixture.



# DESIGNLIGHT

SCANDINAVIAN AB

Designlight Scandinavian AB | Toffelvägen 1 | SE-342 60 Moheda

Kundcenter: Telefon 0472-716 10 | Fax 0472-716 09 | info@designlight.nu | www.designlight.nu

www.designlight.nu