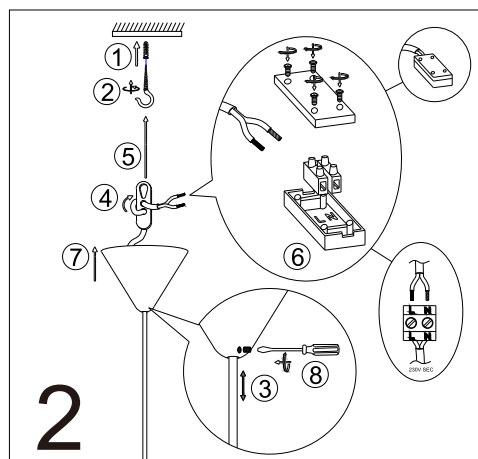
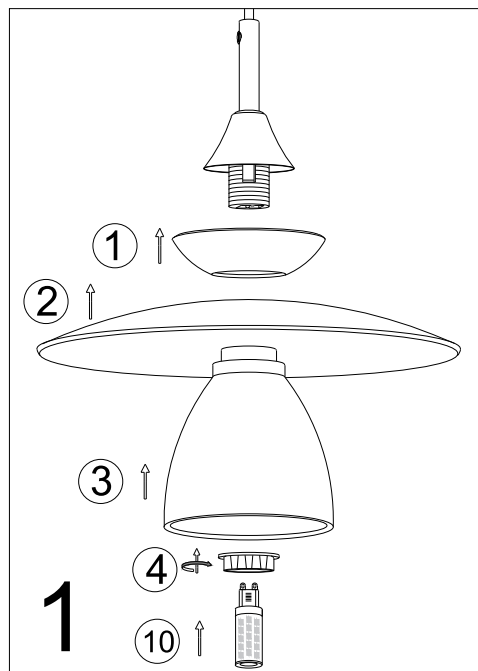



INSTRUCTION MANUAL

Model: SCANDIC PENDEL



230V.G9.MAX 28W

INSTRUCTION MANUAL

1. Follow the instruction sketch
Følg instruktionen på tegningen
2. Make sure power is OFF on the outlet, before beginning the installation
Sikr dig at strømmen er slukket, inden du påbegynder installationen
3. Insert the light bulb
Isæt lyskilden
4. Go through point 1 to 2 before connecting the lamp to the power
Gennemgå punkt 1 og 2, inden du tilslutter lampen til strømudtaget