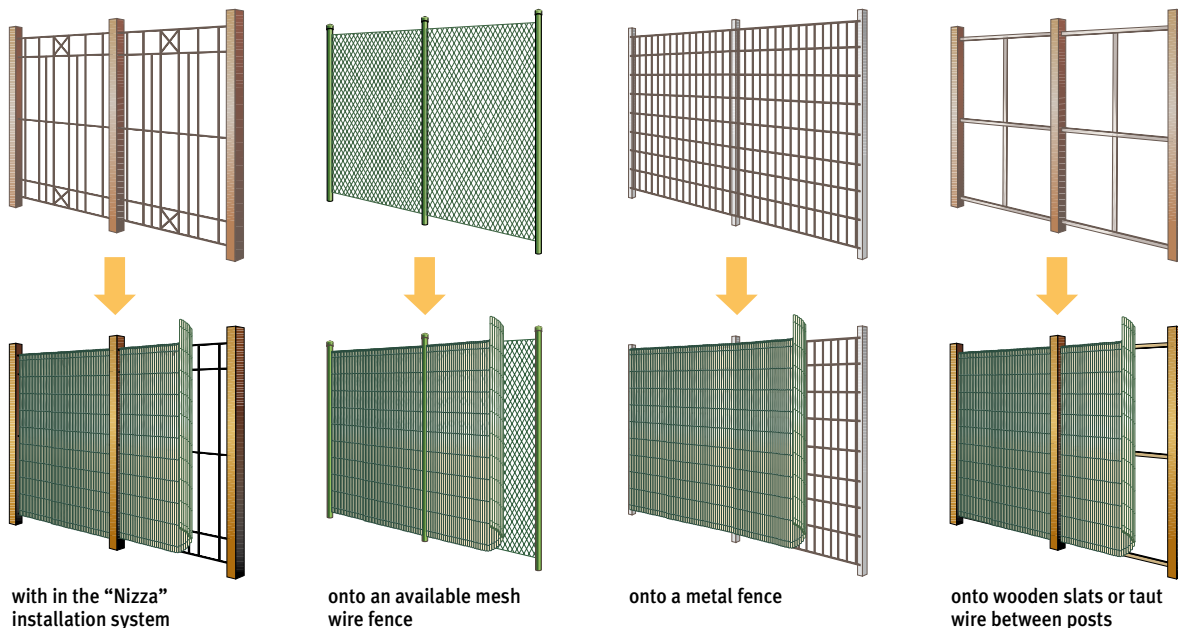



Technical details

INSTALLATION POSSIBILITIES




Installed quickly and securely with the VIDEX wire straps or plastic fasteners




Protect your balcony against wind and curious onlookers!

FASTENING

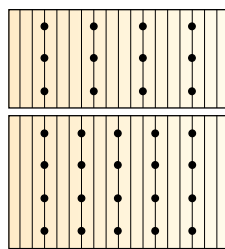
How many straps per running metre for secure attachment?



Fast and easy installation with VIDEX wire straps



Simple installation with the VIDEX plastic fasteners



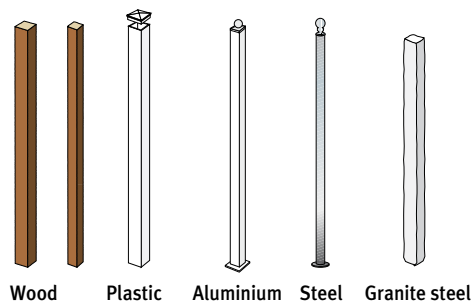
80 - 140 cm height =
12 - 16 pieces per
running metre

160 - 200 cm Höhe =
16 - 20 pieces per
running metre

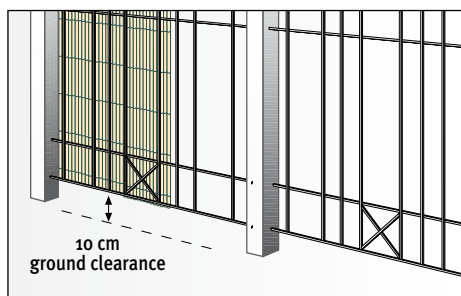


Post variations

Install correctly



Wood Plastic Aluminium Steel Granite steel



- no moisture traps
- longer endurance
- less soiling

**fast
simple
installed**

In a new layout you can work with the posts of your own choice. Combine Granite steel with a natural mat –You will be pleasantly surprised.

During installation remember to allow sufficient ground clearance in order that the mats dry better, become less soiled and last longer.